

**EXPLODED PARTS DIAGRAM**

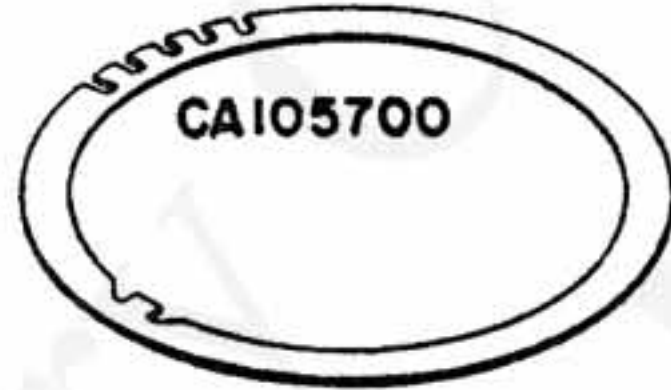
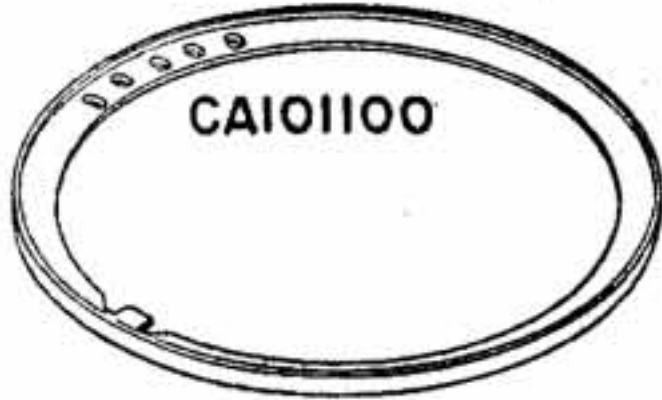
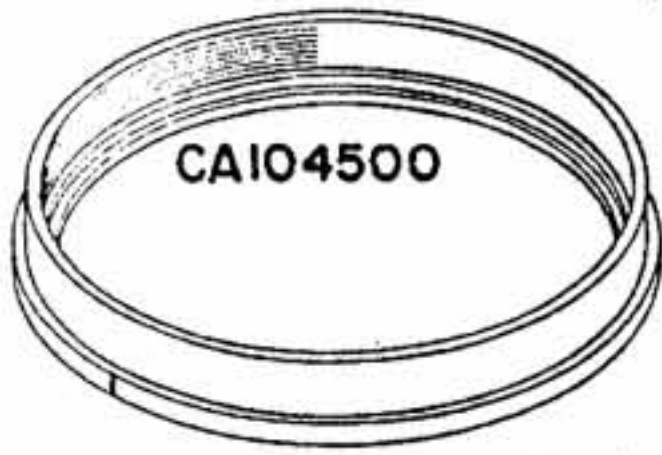
| MODEL  | HOUSE CODE or UNIT     | FIG. |
|--|------------------------|------|
| OLYMPUS OM-SYSTEM<br>ZUIKO-MG AUTO-W 1:3.5 f=21mm-<br>21mm 1:3.5 | MW2135<br>TYPE-2 (NMC) | 1/1  |
| OLYMPUS OM-SYSTEM<br>G. ZUIKO AUTO-W 1:3.5 f=21mm                | MW2135<br>TYPE-1 (C)   |      |
| OLYMPUS OPTICAL CO., LTD. TOKYO, JAPAN                           |                        |      |

NOTE: WHEN ORDERING FOR SPARE PARTS, PLEASE CLARIFY A MODEL or HOUSE CODE, PARTS NUMBER AND QUANTITY.

OLD

<1>

NEW



OLD

<2>

NEW

